

Purpose

This tool lets the user view data for a selected country from multiple databases. The user can also select to compare the country to up to 5 different countries.

Data

The tool uses multiple indicators available from the World Bank and ILOSTAT:

Data from database: World Development Indicators	Last Accessed: 10-Jun-2023
Data from database: Doing Business (DISCONTINUED)	10-Jun-2023
Data from Doing Business database (WBG): Labor Market Regulation 2020 (DISCONTINUED)	15-Jul-2020
Data from Women, Business and the Law Data for 1971-2023 (Ver Feb 21, 2023)	10-Jun-2023
Data from database: Worldwide Governance Indicators	10-Jun-2023
Data from ILOSTAT Employment Database (Employment by sex and institutional sector)	10-Jun-2023

Step-by-Step

Follow the Step-by-Step instructions from sheet to sheet:

- Step 1** Select Country
- Step 2** Select Period
- Step 3** Select Comparison Countries
- Step 4** Review and Format Charts and Tables
- Export** Export Results

Color coding

123-ABC Cells filled by the tool and can be modified by the user

All other cells filled by the tool and **CANNOT** be modified by the user

123-ABC	Do not modify	123-ABC	Do not modify
123-ABC	Do not modify	123-ABC	Do not modify
123-ABC	Do not modify	123-ABC	Do not modify
123-ABC	Do not modify	123-ABC	Do not modify
123-ABC	Do not modify	123-ABC	Do not modify

Password Protection

To prevent the user from inadvertently overwriting formulas, a password is used protect all sheets.

If it becomes necessary to revise the structure of the file, use these buttons:

NB! The password is 'Jobs_Context' and must not be changed as it is included in macros.

Contact Details

Jobs Group

jobsccsa@worldbankgroup.org

World Bank Group - Jobs Group

Context Tool

Documentation

No errors reported in structural check

This tool lets the user view data for a selected country from multiple databases.

The user can also select to compare the country to up to 5 different countries.

Databases

Note that many data sources use different notations for the same country. In this tool, country names and 3-letter country codes are standardized to follow WDI's notations for individual countries, aggregates, and cities. Some additional countries and cities were added to cover all databases listed below.

Country List collated to align naming conventions in all data sources

WDI List Accessed: 30 Nov 2022

<https://datahelpdesk.worldbank.org/knowledgebase/articles/906519-world-bank-country-and-lending-groups>

Data from database: World Development Indicators

Last Updated: 05/10/2023

Data Accessed 10 Jun 2023

<http://databank.worldbank.org/>

Data from database: Worldwide Governance Indicators

Last Updated: 09/23/2022

Data Accessed 10 Jun 2023

<http://databank.worldbank.org/>

Data from database: Doing Business (DISCONTINUED)

Last Updated: 08/18/2021

Data Accessed : 10 Jun 2023

<http://databank.worldbank.org/>

Data from Doing Business database (WBG): Labor Market Regulation 2020 (DISCONTINUED)

Database year: 2020

Data Accessed : 15 Jul 2020

<https://www.doingbusiness.org/en/data/exploretopics/employing-workers>

Data from Women, Business and the Law Data for 1971-2023 (Ver Feb 21, 2023)

Database year: 2023

Data Accessed : 10-Jun-2023

<https://wbl.worldbank.org/en/wbl-data>

Data from ILOSTAT Employment Database (Employment by sex and institutional sector)

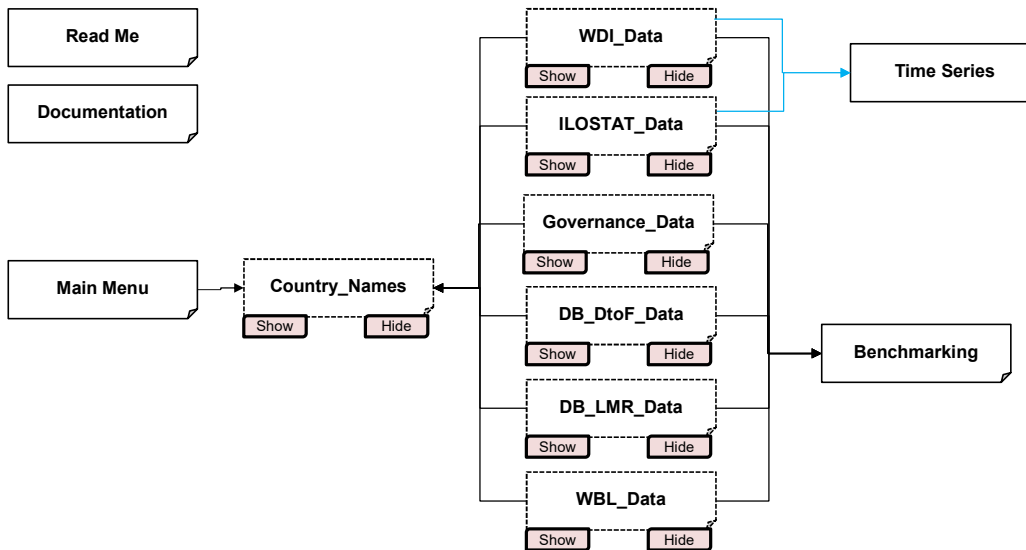
Last Updated: 2023

Data Accessed 10 Jun 2023

<https://ilostat.ilo.org/data/>

Note: Duplicate surveys in the same year have been removed (see bottom of 'ILOSTAT_Data' sheet). The most recent surveys are retained even if there are longer-running surveys.

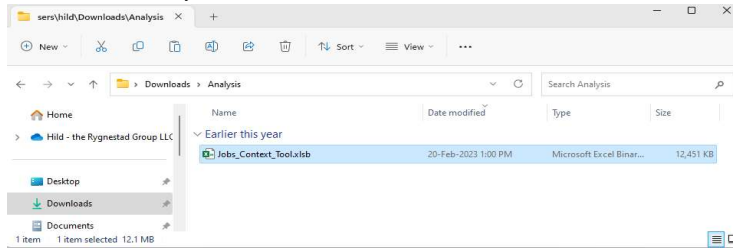
Excel File Structure



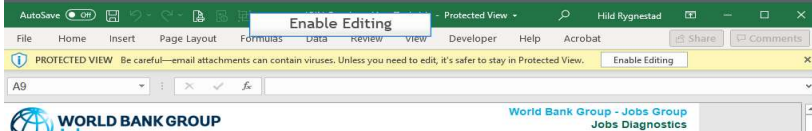
No errors reported in structural check

Troubleshoot Opening Excel File and Enabling Macros

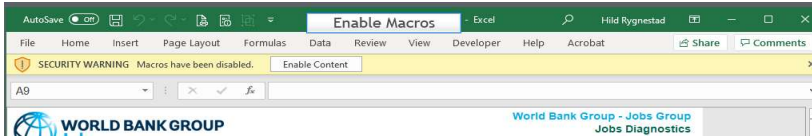
1. Make sure the Excel file is saved in a physical folder on your computer.
Do not use virtual or synced folders because it can interfere with macros.



2. Click to Enable Editing



3. Click to Enable Macros



4. If the above does not work, you may be receiving "BLOCKED CONTENT" message.



For an individual file, such as a file downloaded from an internet location or an email attachment the user has saved to their local device, the simplest way to unblock macros is to remove "Mark of the Web". To remove, right-click on the file, choose Properties, and then select the Unblock checkbox on the General tab.

Finally, return to points 2 and 3 above.

